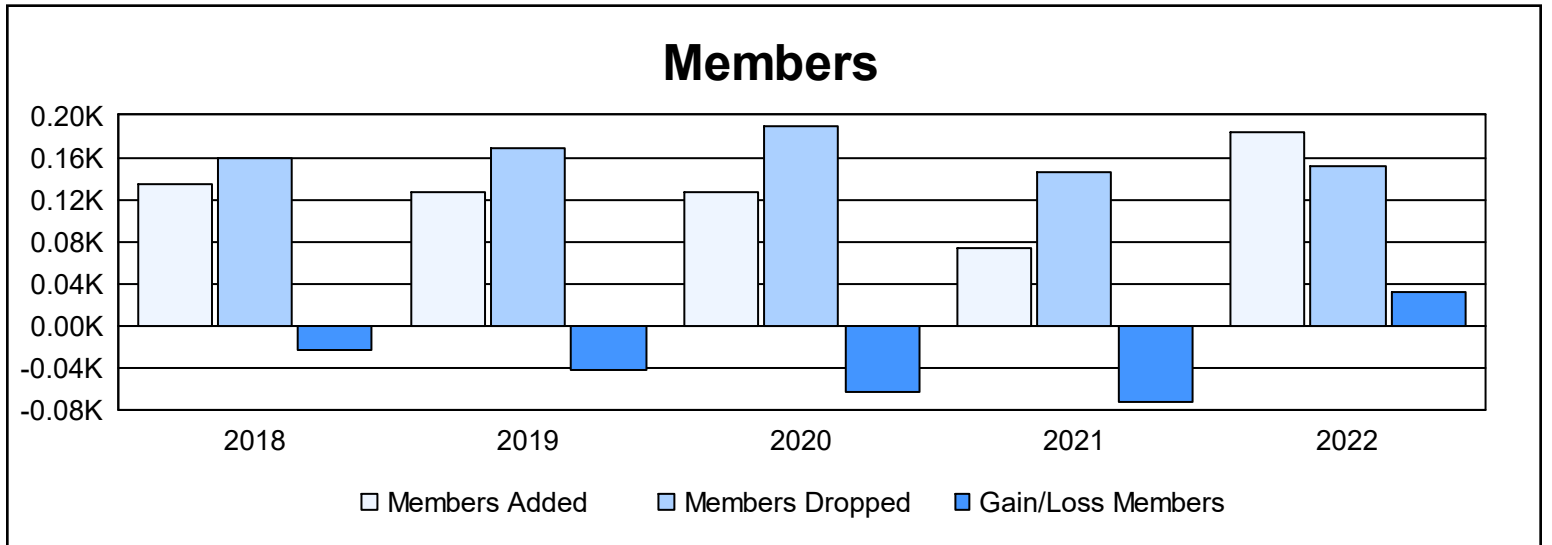
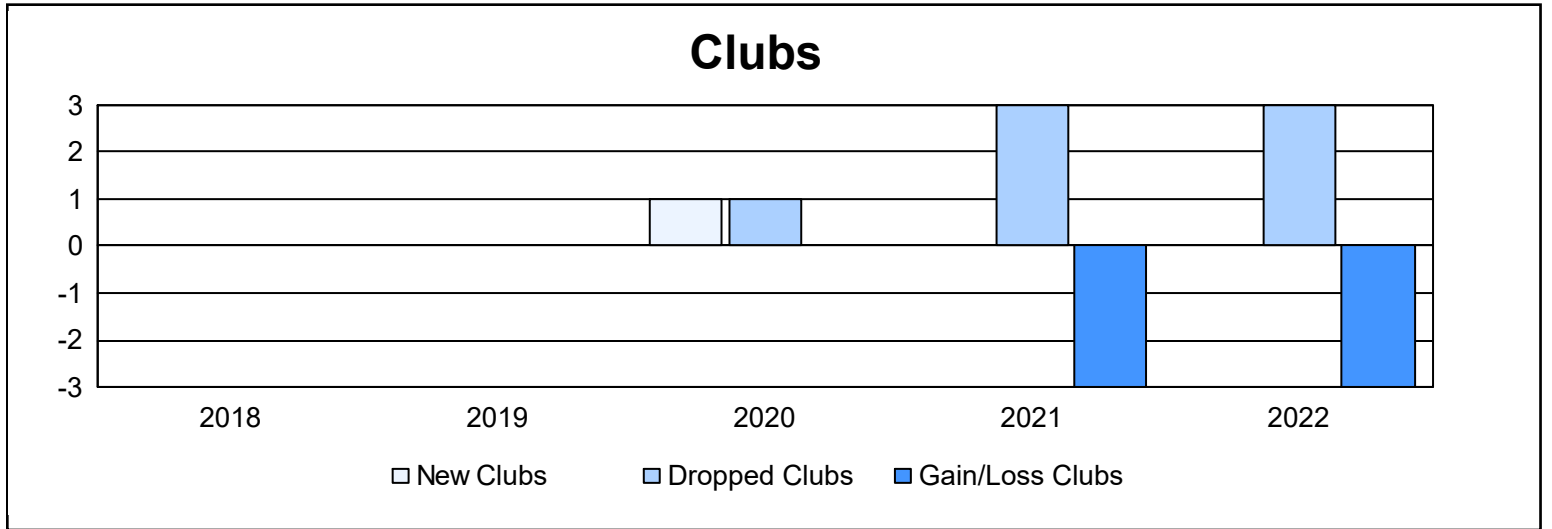
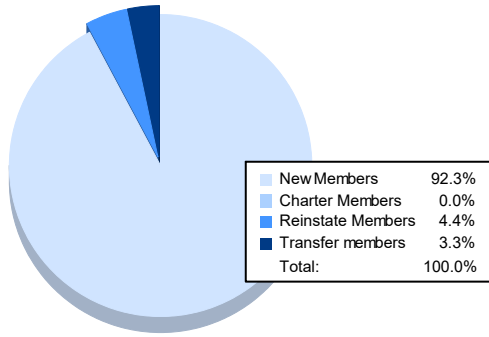


| Year           | New Clubs | Dropped Clubs | Gain/ Loss Clubs | New Members | Charter Members | Reinstate Members | Transfer Members | Total Member Added | Total Members Dropped | Gain/ Loss Members |
|----------------|-----------|---------------|------------------|-------------|-----------------|-------------------|------------------|--------------------|-----------------------|--------------------|
| 2017-2018      | 0         | 0             | 0                | 125         | 3               | 5                 | 2                | 135                | 159                   | -24                |
| 2018-2019      | 0         | 0             | 0                | 96          | 0               | 26                | 4                | 126                | 169                   | -43                |
| 2019-2020      | 1         | 1             | 0                | 88          | 22              | 6                 | 10               | 126                | 189                   | -63                |
| 2020-2021      | 0         | 3             | -3               | 65          | 1               | 6                 | 1                | 73                 | 146                   | -73                |
| 2021-2022      | 0         | 3             | -3               | 169         | 0               | 8                 | 6                | 183                | 152                   | 31                 |
| <b>Average</b> | <b>0</b>  | <b>1</b>      | <b>-1</b>        | <b>109</b>  | <b>5</b>        | <b>10</b>         | <b>5</b>         | <b>129</b>         | <b>163</b>            | <b>-34</b>         |



### Membership Composition June 2022 Cumulative



### Gender Composition June 2022 Cumulative

